



Using an Application Instance

Tafonic Quick Start Guide

Introduction

- To interact with an application instance (that is hosted in the cloud), you will need an interface associated with that instance.
- The interface will enable you to start the appropriate application UI and connect it to the application instance.
- You must be the operator of an interface in order to use it.
- This document describes how to use an interface for starting the application UI, so that you can interact with the associated application instance.

Starting the Application UI

To start the application UI and have it connected to an application instance you want to interact with:

1. Click the **Interfaces** link in the main menu to go to the Interfaces page.
2. Find an interface associated with the application instance you want to interact with.

If you are the owner of the application instance (i.e. it was either created by you or was transferred to you by another member), you may use the application instance's primary interface.

- The primary interface is a special interface that is automatically created as part of the application instance creation process.

3. Click that interface's card to go to the interface detail page.

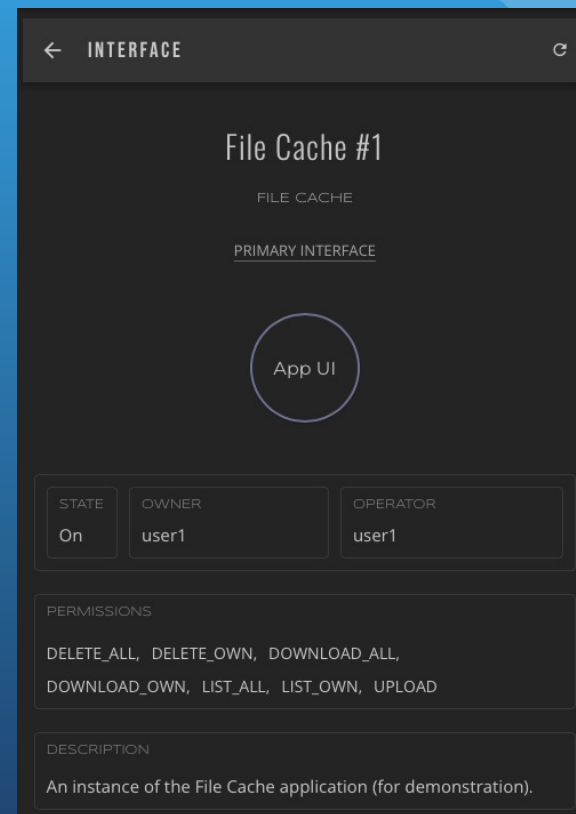
Starting the Application UI

Case 1a:

- You are the owner of the application instance.
- You have selected the primary interface.

Note: The primary interface is always enabled.

4. Click the **App UI** button.



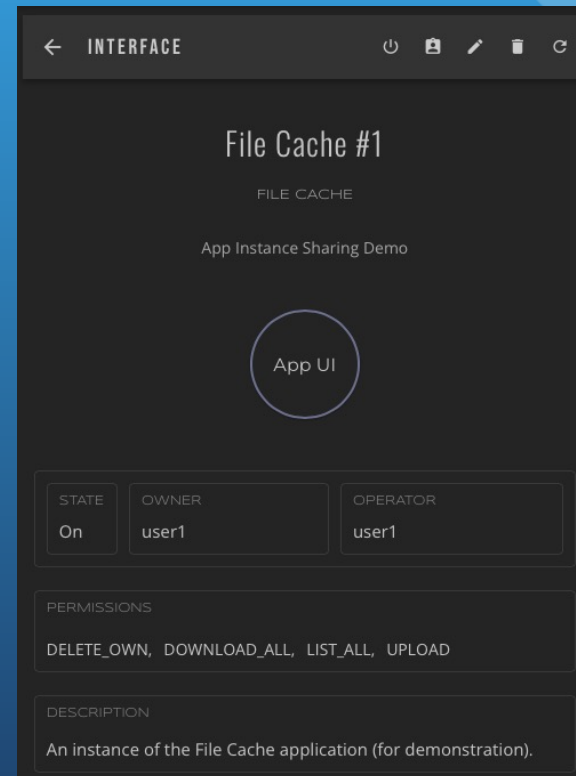
Starting the Application UI

Case 1b:

- You are the owner of the application instance.
- You have selected a secondary interface.

The interface must be enabled (state is **On**) in order to proceed to the next step.

4. Click the **App UI** button.



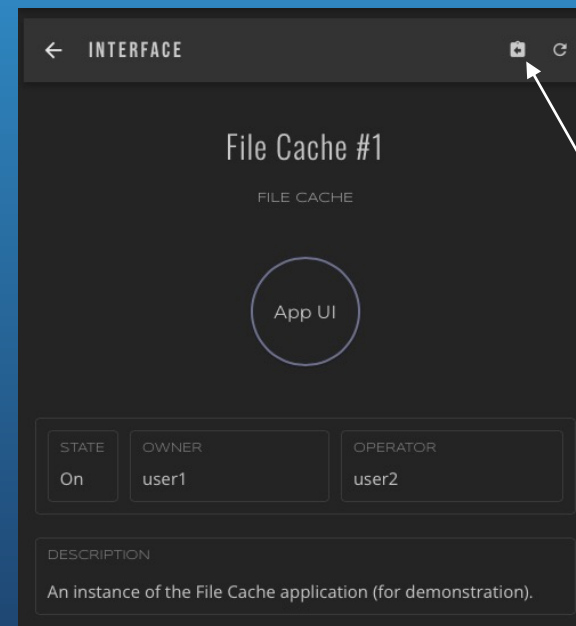
Starting the Application UI

Case 2:

- You are not the owner of the application instance.
- You have selected a secondary interface that was assigned to you by another member.

The interface must be enabled (state is **On**) in order to proceed to the next step.

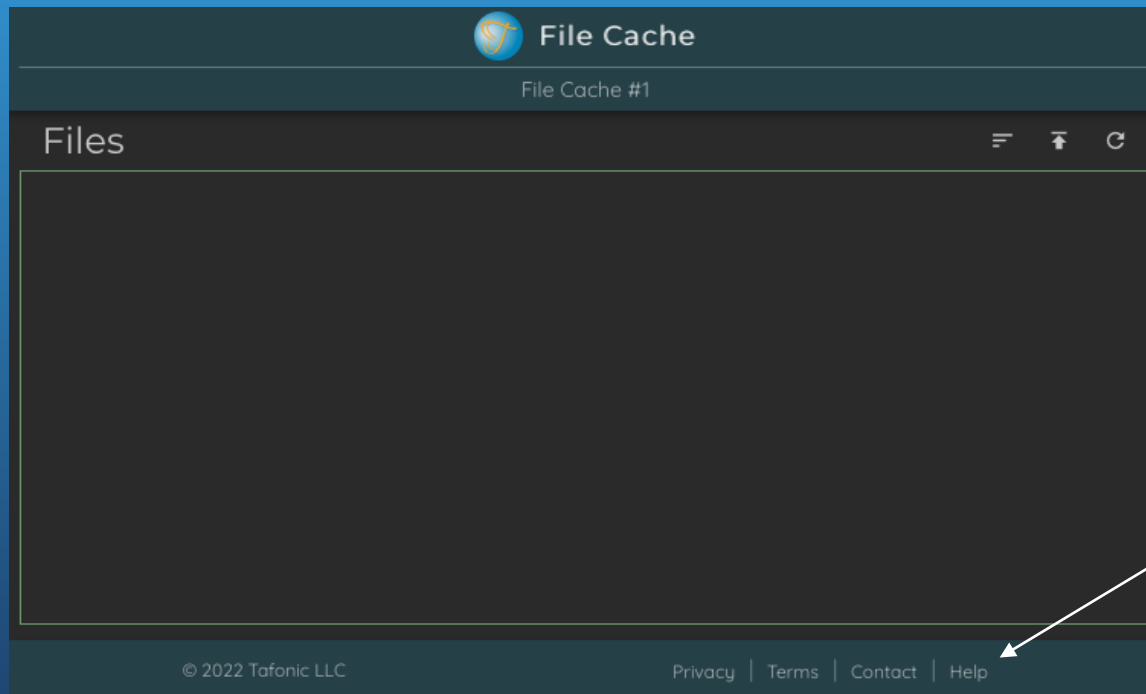
4. Click the **App UI** button.



Click here to release interface back to the owner.

Starting the Application UI

The application UI will open in a new browser tab.



Click here to view
the application UI
user manual.

Copyright 2024 Tafonic LLC. All rights reserved.

www.tafonic.com